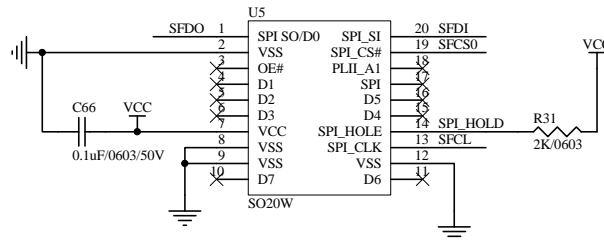


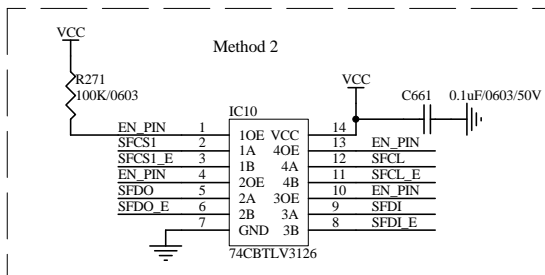
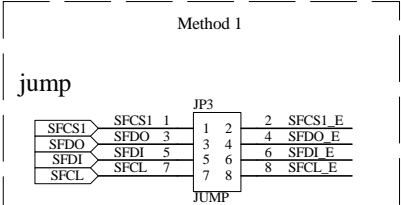
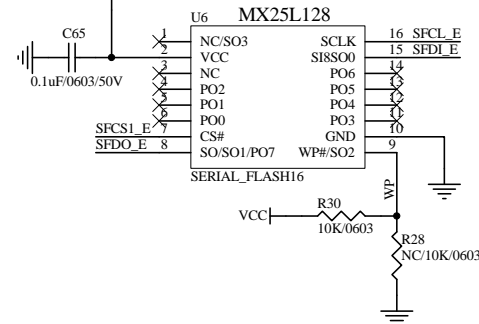
GENITOP FONT ROM

20PIN FOR GT23L16U2W/GTL24T3Y/GT23L24M1Z/GT23L32S4W

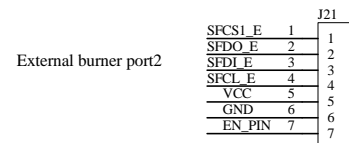
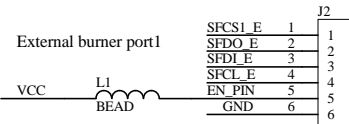
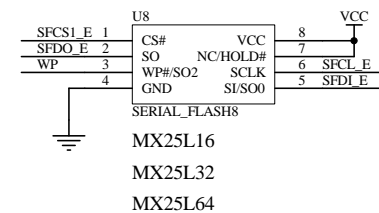
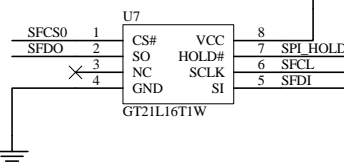


GRAPHIC SERIAL FLASH

DMA mode from serial flash to display



8PIN FOR GT21L16T1W



- Method 1 with Port1: EN_PIN = Input VCC ,L1 mount ,Vcc power supply form external programmer
- Method 2 with port1: EN_PIN = Input GND ,L1 unmount, VCC power supply form internal of system or LCM board
- Method 2 with Port2: EN_PIN = Input GND to switch to program mode ,Vcc power supply form external programmer

Title		
Size	Number	Revision
A4		
Date:	19-Apr-2012	Sheet of
File:	D:\Mountain_work_space\RAIO_STM32_RA8875\modified\RAIO_STM32_RA8875_KIT.dbb	